

FIRESIDE  **SOLUTIONS™**

Solutions for your fireplace needs

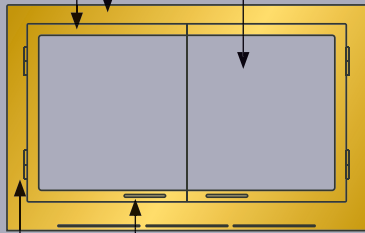


www.FiresideSolutions.com

Door Construction

Frames and doors made from $\frac{3}{16}$ " steel

Glass tempered to 600°F. (Ceramic glass available)



Welded Hinges

Stock Handles (13 custom designs available)


Hidden damper. (Old slider damper is available or no damper at all)

Standard overlap is $\frac{3}{4}$ "


Backing or Smoke Bar is made from 14g steel. Our standard bar slides $2\frac{1}{2}$ " into the opening

- $\frac{1}{4}$ " tempered glass is standard on all doors
- Finishes are either electroplated, powder coated or painted. (all electroplated finishes are protected with an electroplated lacquer.)
- All construction is 100% welded
- Every door is computer drawn and cut on a plasma table, ensuring a custom fit as per your measurements
- **All construction is guaranteed for life. Glass and finishes are guaranteed for 1 year.**


Door Types




Fullview two door



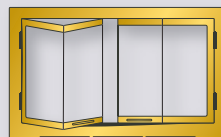
Single wire mesh door



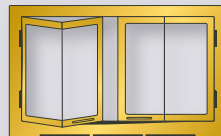
Cabinet 2 door



Cabinet 2 door : wire mesh

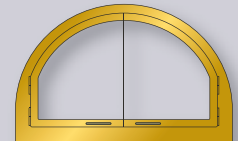


Fullview bifold

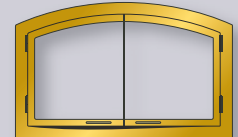


Cabinet bifold

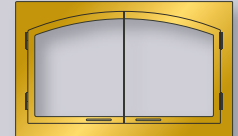
Door Upgrades



Round



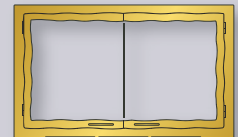
Arch



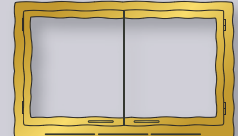
Square to arch



Forged, frame only




Forged, doors only




Forged, frame and doors



Embossing, doors only



Embossing, frame only



Embossing, frame and doors



Bay. This upgrade can be applied to all designs

More than choices

Décor

All of our doors are custom made to your specifications. This allows for the easy mixing and matching of any of our styles and finishes to enhance the décor of any room.

Save Energy

20% of energy loss is due to poorly fitted fireplace flue dampers. FDMCo door enclosures will virtually eliminate unnecessary heat loss in the winter and keep the heat out in the summer.

Safety

With FDM's tight fitting doors, you no longer have to wait until the fire is completely out before retiring. Simply close the doors on the dying flames to keep the fire where it belongs. As well, our wire doors and wire back-up doors are tremendously effective at keeping sparks in the firebox, and little hands away from the fire.

Metals & Finishes



Flat Black

Rustic Finishes



Ranch Brass



Ranch Bronze



Ranch Copper



Natural Iron



Ranch Nickel

Premier Finishes



Antique Brass



Antique Bronze



Antique Copper



Black Pearl



Pewter



Satin Brass



Satin Bronze



Satin Copper



Satin Nickel



Textured Copper



Wrinkled Black



Swedish Steel



Polished Gold



Polished Copper




Polished Nickel

Embossed Finishes



Natural Iron Victorian



Ranch Copper Aztec



Antique Bronze Hammered

Back-up Screens



Opening screen doors contoured to fit the custom door design



Sliding mesh

Glass Colors

Shown with beveling option



Clear Glass



Bronze Glass



Grey Glass

Handle Options



Stock handle



Bench Handle



Caballero



Vita



Strife



Cabinet



Rona



Appella



Stock Pin



Toggle



Caladonia



Hex



Bevel

Handcrafted fireplace doors

All too often these days, certain words seem to lose the true sense of their meaning. Here at FDMCo, we don't use words like QUALITY and CRAFTSMANSHIP lightly. All of our doors are computer designed and hand crafted to many beautiful finishes. We do all of the work in house, allowing the easy inspection of each door throughout the manufacturing process. This allows us to guarantee our styles and finishes while keeping lead times between 2 and 4 weeks, all year round.

row 1



Square: Fullview 2 door, flat black doors and frame, with an old slider damper.



Square: Fullview 2 door, natural iron frame, antique bronze doors with hammered embossing and forged doors



Square: Fullview 2 door, flat black frame, natural iron doors with victorian embossing



All designs and finishes are interchangeable.



Square to arch: Fullview bifold, wrinkled black frame, satin nickel doors, with a hidden damper.



Arch: cabinet bifold, flat black frame with hammered embossing, ranch brass doors with hammered embossing, with a hidden damper.



Round: Fullview 2 door, satin brass frame, satin nickel doors, with a hidden damper.



Square to arch: Fullview bifold, polished gold frame and doors, with an old slider damper, in a bay.

row 2

All designs and finishes are interchangeable.



Revival: Fullview 2 door, flat black frame with hammered embossing, Swedish steel doors, stock pins, and a hidden damper.



Southeast: Fullview 2 door, ranch copper with stock pins

Screens

All of our designs can be adapted to free standing screens with a wire mesh fill. Here we show the Revival design from row 2 in Satin Nickel with stock handles. On the right we show the Bear and the Coronado.



Bear: Screen finished in flat black



Coronado: Screen finished in antique bronze

NOTE: Cardero and Sunrise designs also available, please see the FDMCo Price Guide and our website for picture.

row 3



Hearthworks: Fullview 2-door, black pearl frame forged, satin copper doors forged.



Hearthworks: Arch, cabinet bifold, pewter frame, satin nickel doors, hidden damper.



Caladonia Version 3: Fullview 2 door, antique brass frame, natural iron doors, with a hidden damper.



Mission: Cabinet 2 door, pewter frame, satin nickel doors, in square to arch.



Sunburst: Fullview 2 door, antique brass frame and doors, with a hidden damper.



Gothic: Fullview bifold, flat black hammered frame, satin copper hammered doors, in a bay.

row 4

All designs and finishes are interchangeable.



Wave: Fullview bifold, satin nickel frame, black pearl doors, in a bay.



Paramount: Cabinet 2 door, polished nickel frame, satin nickel doors.



Maple Leaf: Single wiremesh door, antique bronze frame and door, with a hidden damper.



Newport: Fullview bifold, satin brass frame and doors, in a bay.



Hampton: Fullview bifold, antique copper frame, pewter doors, in a bay.



Sunrise reflection: Cabinet 2 door, antique brass frame, satin brass doors

NOTE: Lone Star design also available, please see the FDMCo Price Guide and our website for picture.



Greek Key: Single wiremesh door, natural iron frame, ranch copper door.



Round Grape Vine: Fullview 2 door, antique brass with a hidden damper.



Coronado: Fullview bifold, natural iron frame, ranch brass doors, with a raised hidden damper



Creole: Cabinet 2 door, antique brass frame, antique copper doors, with a hidden damper, arch.



Climbing Rose: Fullview 2 door, polished gold frame and doors, with a hidden damper, in square to arch.



Aspen Leaf: Fullview bifold, ranch brass frame and doors, with a hidden damper.

row 6

NOTE: Grand Grape and Rosa Bella designs also available, please see the FDMCo Price Guide and our website for picture.



Jack-Pine: Single wiremesh door, natural iron frame, antique copper doors



Cactus: Fullview bifold, antique brass frame and doors, in a bay.



Liberty Leaf: Fullview 2 door, antique brass frame, satin brass doors, in a bay.



Golfer: Fullview 2 door, silverado frame, textured copper doors, in a bay.

All designs and finishes are interchangeable.

row 7



Golfer Sunburst: Fullview 2 door, silverado frame, textured copper doors, in a bay.



Cattle Run: Fullview bifold, antique brass doors and frame, in a bay.



Pueblo: Fullview 2 door, ranch copper frame and doors, stock pins.



LUXOR Gas Fire

Game Door (Elk): Single wiremesh door, natural iron frame, ranch copper doors, (shown with an LDV-6 Luxor Gas Insert which is manufactured by FDM)